


MODEL **SQL71**  
**Damper Actuator Supplement**

**Quick Reference Guide**



**WARNING** Installer/servicer – Except where specifically stated otherwise, this Supplement must be used only by a **qualified service technician**. Follow all guidelines in the Burner Manual and Boiler Manual. Failure to comply with this or other requirements in this manual could result in severe personal injury, death or substantial property damage.

**WARNING** A control with a minimum 10-Second Post-Purge **MUST** be used with this Damper Motor to ensure the High-Fire Damper is closed at the end of the call for heat/at the start of your next call for heat.

Reference Number	Description
1	Disengaging Pin (In the engaged position)*
2	Adjustment Wrench
3	Cam Stack
4	Damper Position Scale ( Damper position indicated by slit in the white ring)
5	Red Cam (High-Fire)
6	Blue Cam (Low-Fire)
7	Transition Cam (Shares adjustment scale with Blue Cam)**

\*To rotate damper and cam stack by hand, disengaging pin must be pushed in. The pin must be out when the burner is operating


\*\*Transition cam sets the transition point between Low Fire and High Fire

**NOTE: Before setting your cams, make sure the disengaging pin is pushed in.**


All Carlin burners with the SQN71 damper motor should be set at the recommend settings shown in the table at the right.

CAM INDICATION					
Cam #	Color	Position	Settings		
			701CRD, 702CRD	801CRD, 1050FFD, 1150FFD	702GO, 702GAS, 801GO, 801GAS
I	Red	High-Fire	90	90	60-70
II	Blue	Low-Fire	10	0	0
III	Orange	Transition	50	45	30-40

*Please reference above chart for exact settings.*




Setting High Fire (Red Cam)



Setting Low Fire (Blue Cam)



Setting Transition (Orange Cam)  
*Transition cam is set with a screwdriver. Transition should be set half way between High Fire and Low Fire to start. Adjust if necessary.*



Replacing Cover  
*Before putting on the actuator cover, be sure the disengaging pin has been engaged.*

**Carlin**<sup>®</sup>  
**Combustion Technology**

Tech Hotline: 800-989-2275  
 Phone 203-680-9401 Fax 203-680-9403  
 126 Bailey Road, North Haven, CT 06473  
 www.carlincombustion.com